

720W/1200VA Inverter/Uninterruptible Power Supply (UPS) 12V DC to 230V AC



Product Code: FBI1200W
Barcode: 6002844069209



The 1200VA converts DC power into modified sine wave AC power. With 720 Watt continuous output and compact design, the unit is ideal for running TVs, Stereos, Laptop and Desktop computers and many other home appliances. 1200VA will automatically transfer to inverter and provide power when AC is interrupted unexpectedly.

- Automatic mains-to-battery switch over / transfer.
- Selectable mains transfer voltage range.
- 10Amp or 20Amp selectable battery charging current.
- Provides overload protection.
- Auto restart on mains return.
- Multi-function with LCD screen and buzzer alarm.
- Highly efficient DC-to-AC conversion, minimizing energy loss.
- Intelligent 2-stage battery charger control for efficient charging and preventing battery overcharge.

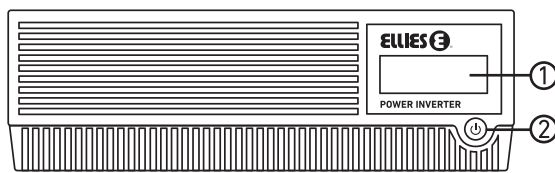
TECHNICAL INFORMATION

SPECIFICATIONS

Model	720W / 1200VA Inverter / UPS	
Capacity	720W / 1200VA	
AC Input	Nominal voltage	220 / 230 / 240VAC
	Input voltage range	90-280VAC
	Nominal frequency	50 / 60Hz (Auto Detection)
Input Voltage Range Selector	Narrow	170-280VAC
	Wide	90-280VAC
Inverter Mode Output	Voltage	230VAC + 10 / -18%
	Frequency	50 / 60Hz ± 0.5Hz
	Waveform	Modified sine wave
	Efficiency (AC to AC)	> 95%
	Efficiency (DC to AC)	> 80%
	No load input current	Approx 2A DC
Battery	Nominal voltage	12V DC
Charger	Charging voltage (float)	13.7 +/- 0.2V
	Charging current	10A / 20A
	Overcharging protection	15.5 +/- 0.4V
Transfer	Transfer time	Typical 15-20ms, 40ms max.
LCD Indicator	Input/Battery, Output/Load/Fault, Load level, Battery capacity, Line mode, Backup mode.	
Audible Alarm	Low battery voltage in battery mode	Beeps every 2 seconds
	Overload	Beeps every 0.5 second
	Fault	Beeps continuously
Environment	Temperature	0 ~ 40°C
Protections	Deep discharge, Overcharge, Short circuit, Overload, Battery short, Over voltage, Under voltage.	

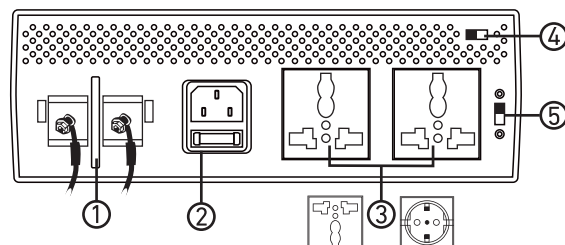
TYPICAL APPLICATION

Front Panel



1. Input/output voltage, load level, battery capacity, work status.
2. Power ON/OFF.

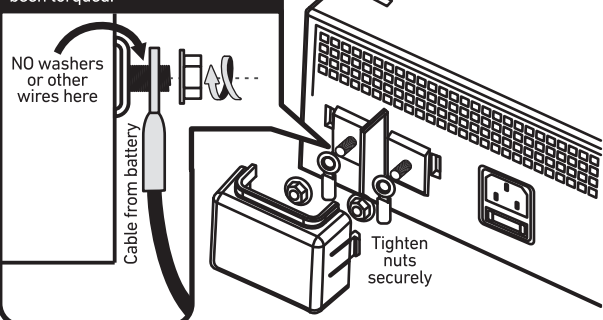
Back Panel



1. DC input connector (battery terminal).
2. AC input.
3. Output receptacles.
4. Input voltage range selector: (See specifications chapter).
5. Charge current selector: 10A/20A adjustable.

Caution! Always connect the battery first and then the inverter/UPS.

Caution! DO NOT place anything between battery cable ring terminals and battery terminals. The terminal stud/bolt is not designed to carry current. Apply Anti-oxidant paste to terminals after terminals have been torqued.



PACKAGE CONTENTS

- 1x Inverter unit
- 1x Battery cable set
- 1x Instruction manual

PACKAGE DIMENSIONS

	Height (mm)	Depth (mm)	Width (mm)	Weight (kg)	QTY
Package	287	130	335	2.6	1
Carton	600	400	350	18.7	6

www.ellies.co.za

